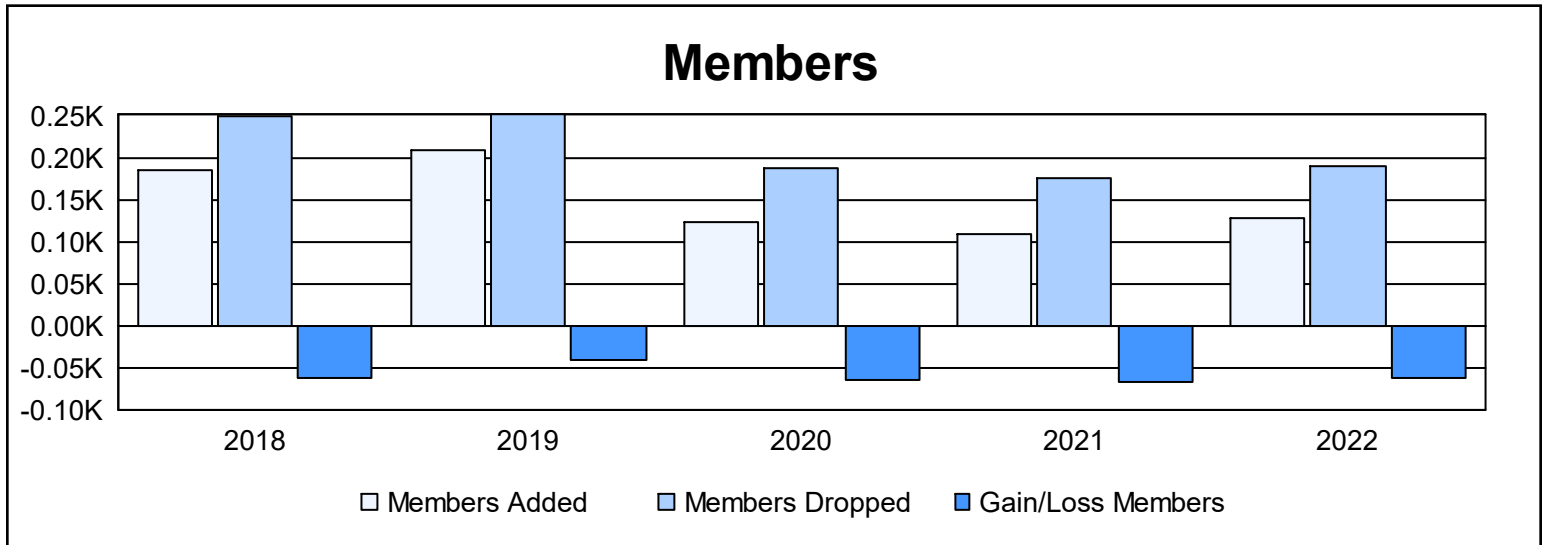
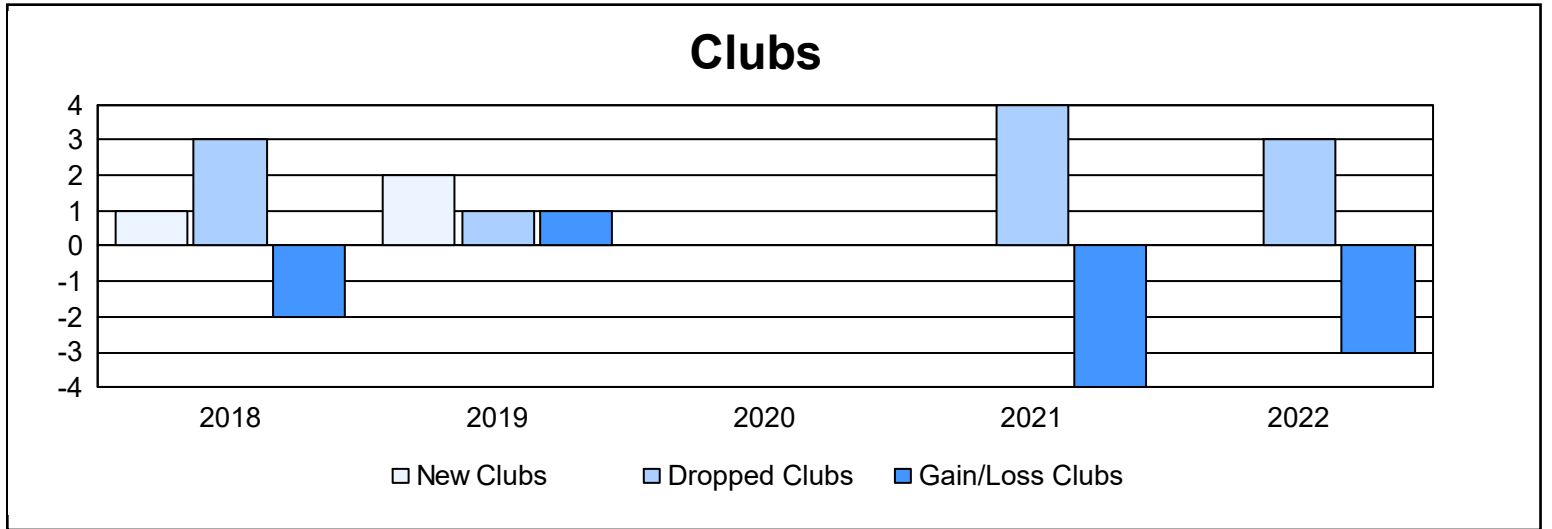
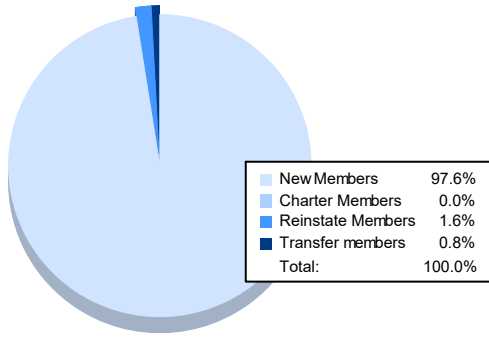


Year	New Clubs	Dropped Clubs	Gain/ Loss Clubs	New Members	Charter Members	Reinstate Members	Transfer Members	Total Member Added	Total Members Dropped	Gain/ Loss Members
2017-2018	1	3	-2	147	27	4	7	185	248	-63
2018-2019	2	1	1	143	54	1	11	209	250	-41
2019-2020	0	0	0	111	0	3	8	122	186	-64
2020-2021	0	4	-4	94	2	1	11	108	176	-68
2021-2022	0	3	-3	124	0	2	1	127	190	-63
<b>Average</b>	<b>1</b>	<b>2</b>	<b>-2</b>	<b>124</b>	<b>17</b>	<b>2</b>	<b>8</b>	<b>150</b>	<b>210</b>	<b>-60</b>



### Membership Composition June 2022 Cumulative



### Gender Composition June 2022 Cumulative

